

1. TECHNICAL SPECIFICATIONS

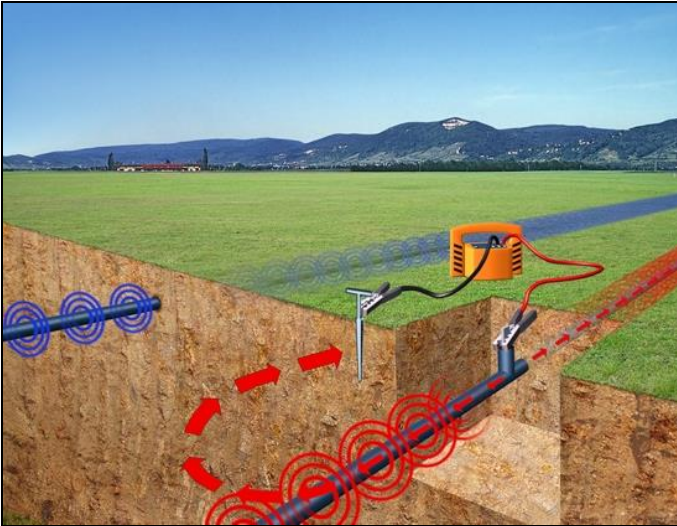
TX5000 Transmitter:

- Transmitted power: 0.1W / 0.5W selectable
- Frequency of integrated antenna: 32.768kHz
- Power supply: 6x1.5V batteries type IEC LR20
- Operating time: 40 hours (for intermittent use at 20°C)
- Insulation: double insulation
- Safety: IEC/EN61010-1
- Category of measurement: CAT II / CAT III 440V and CAT IV 300V
- Mechanical protection: IP56 (dust and water protection)
- Working temperature: -20 ÷ 55°C (operation) ; -30 ÷ 70°C (storage)
- Size (LxWxH): 260 x 255 x140mm
- Weight (with batteries): 1.7kg

RX5000 Receiver:

- Operating modes: Radio, Power network, Transmitter
- Frequency range: 15Hz ÷ 23kHz (Radio) ; 50/60Hz (Power network) ; 32.768kHz (Transmitter)
- Sensitivity: > 20µA (Radio) ; > 7µA (Power network) ; > 5µA (Transmitter)
- Dynamic range: 120dB (Radio) ; 135dB (Power network) ; 120dB (Transmitter)
- Depth determination: 0.3m ÷ 5m (finding cable) ; 0.3m ÷ 7m (finding probe)
- Resolution depth measurement: 0.1m
- Power supply: 10x1.5V batteries type IEC AA LR06
- Operating time: 40 hours (for intermittent use at 20°C)
- Insulation: double insulation
- Safety: IEC/EN61010-1
- Mechanical protection: IP67 (dust and water protection)
- Working temperature: -20 ÷ 55°C (operation) ; -30 ÷ 70°C (storage)
- Size (LxWxH): 600 x 252 x99mm
- Weight (with batteries): 2.5kg

2. TYPICAL APPLICATIONS



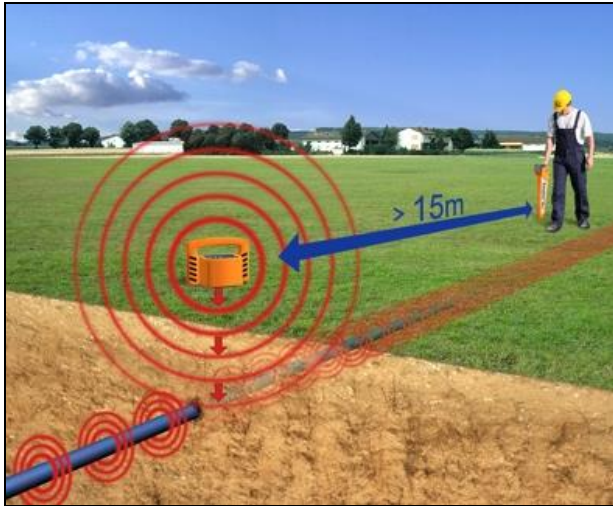
Direct coupling on cables and pipes. Direct galvanic coupling is practical for cables which are easily accessible and free of current. The method of connection is dependent upon the position and nature of the lines (e.g. insulation, cable conduit, accessibility of the cable ends)




Coupling by using special accessories The signal from the transmitter can be directly coupled into plug sockets, antenna connections and telephone jacks with the aid of a suitable adapter cable. In doing so, it is not necessary to disconnect the lines



Coupling via transmitter clamp In doing so, it is **not** necessary to disconnect the cables



Inductive signal coupling via integrated antenna of transmitter is highly recommended if unknown lines are to be located (e.g. at a construction site)



Surveying of an excavation work by using TX5000 and RX5000. make sure that a distance of at least 15 m is always maintained between the receiver and transmitter in order to prevent the coupling of the transmitter's signal through the air



Signal coupling in non-metallic pipes by using of optional flexible probes